











Year 2 weekly timetable – Week 6: Monday 27th April 2020

Time	Monday	Tuesday	Wednesday	Thursday	Friday
Before 9am	Morning routine Get ready for your day!	Morning routine Get ready for your day!	Morning routine Get ready for your day!	Morning routine Get ready for your day!	Morning routine Get ready for your day!
9am	Go noodle https://www.youtube.com/watch?v=1b6axyuaKcY	Joe Wicks workout https://www.youtube.com/watch?v=d3LPrhIOv-w	Go noodle https://www.youtube.com/watch?v=HMZqjfhKMZY	Joe Wicks workout https://www.youtube.com/watch?v=EXT2jLRlaf8	Go noodle https://www.youtube.com/watch?v=xjtPMiumixA
9.20am	<p>Maths</p> <p>This week we will be using “classroom secrets” for our maths lessons. Simply follow the link, you will need to sign up with your/your grownups email address. https://kids.classroomsecrets.co.uk/category/year-2/video-tutorials-year-2-maths/Begin:</p> <p>Subtraction with 2 Digits Place Value Chart Video Tutorial</p>  <p>In Subtraction with 2 Digits Place Value Chart Video Tutorial, Katie shows you how to subtract two 2-digit numbers using a place value chart. How many calculations can you create and solve using this method?</p> <p>PLAY</p>	<p>TT Rockstars Use your login details.</p>  <p>Maths: https://kids.classroomsecrets.co.uk/category/year-2/video-tutorials-year-2-maths/</p> <p>Related Facts Addition Video Tutorial</p>  <p>In this Related Facts Addition Video Tutorial, Katie shows you how calculations are related and how you can use one calculation to help you solve another. How many related facts can you find for numbers up to 100?</p> <p>PLAY</p>	<p>Maths</p> <p>Practise forming your numbers. 0-9</p> <p>Maths: https://kids.classroomsecrets.co.uk/category/year-2/video-tutorials-year-2-maths/</p> <p>Adding 2 Digit Numbers No Exchanging Video Tutorial</p>  <p>In this Adding 2 Digit Numbers No Exchanging Video Tutorial, Katie shows you how to add two 2-digit numbers together to solve calculations. Katie uses a place value chart and lollysticks, as well as drawings, to help her. Grab a pen and paper and see how many calculations you can solve!</p> <p>PLAY</p>	<p>TT Rockstars Use your login details.</p>  <p>Maths: https://kids.classroomsecrets.co.uk/category/year-2/video-tutorials-year-2-maths/</p> <p>Add 2 Digit and 1 Digit Numbers Video Tutorial</p>  <p>Watch Katie in Add 2 Digit and 1 Digit Numbers Video Tutorial as she shows you how to add a 1-digit number to a 2-digit number. Katie uses a number line, counters and Base 10 to help. Why not try rolling a dice to generate some numbers to add together?</p> <p>PLAY</p>	<p>Maths</p> <p>Practise forming your numbers. 0-9</p> <p>1 page of your Maths booklet</p> <p>Maths https://kids.classroomsecrets.co.uk/category/year-2/video-tutorials-year-2-maths/</p> <p>Add Multiples of 10 Video Tutorial</p>  <p>Watch Katie on this Add Multiples of 10 Video Tutorial. What objects will you use in your place value chart?</p> <p>PLAY</p>
10am	Break – get some fresh air	Break – get some fresh air	Break – get some fresh air	Break – get some fresh air	Break – get some fresh air
10.20am	Bug Club 	Spelling Shed- Play some of our games. https://www.spellingshed.com/en-gb	Bug Club 	Spelling Shed- Play some of our games. https://www.spellingshed.com/en-gb	Bug Club 
10.50am	English Practise your letter formation <i>f</i> 1 page of your English booklet	English Practise your letter formation <i>g</i> 1 page of your Reading booklet	English Practise your letter formation <i>h</i>	English Practise your letter formation <i>i</i> 1 page of your Reading booklet	English Practise your letter formation <i>j</i> 1 page of your English booklet

	Click the link below. There is some information for your grown-ups on the first few pages. Our learning begins on page 19. Complete page 19. https://www.talk4writing.co.uk/wp-content/uploads/2020/04/Y2-Unit.pdf	Read page 20-22, share the story with a member of your family. This week you will be rewriting the story. Write down some ideas, what will come out of your box? Why can't you open it? https://www.talk4writing.co.uk/wp-content/uploads/2020/04/Y2-Unit.pdf Remember you should be using your neatest handwriting.	Choose some super vocabulary or sentences that you would really like to use in your story. Today you will plan what will happen in your story. At the start, who is your main character? Who gives them the box? Why? What does it look like? In the middle-Why do they want to open the box? Can they hear something coming from the box? In the end- what happens when the box is opened? https://www.talk4writing.co.uk/wp-content/uploads/2020/04/Y2-Unit.pdf	Rewrite the story Pandora's box. Remember to include all of your important changes. https://www.talk4writing.co.uk/wp-content/uploads/2020/04/Y2-Unit.pdf	Have another look at your story, can you make it any better are there any words you could uplevel or find a synonym for? Share your stories with someone, feel free to show one of your teachers! Link to a Thesaurus https://www.collinsdictionary.com/dictionary/english-thesaurus
11.30am	Lunch	Lunch	Lunch	Lunch	Lunch
12.30pm	Read your school book or a book of your choice. https://www.oxfordowl.co.uk/for-home/reading/	Read your school book or a book of your choice. https://www.oxfordowl.co.uk/for-home/reading/	Read your school book or a book of your choice. https://www.oxfordowl.co.uk/for-home/reading/	Read your school book or a book of your choice. https://www.oxfordowl.co.uk/for-home/reading/	Read your school book or a book of your choice. https://www.oxfordowl.co.uk/for-home/reading/
12.50pm	Cosmic Yoga- The Wizard of Oz https://www.youtube.com/watch?v=j_3weVPH0-U	PE https://www.youtube.com/watch?v=3_oIssULEk0	Cosmic Yoga- Frank the Frog https://www.youtube.com/watch?v=TY8xx7c6_z0	Joe Wicks workout https://www.youtube.com/watch?v=3Z05939ZMbE	Cosmic Yoga- Halloween https://www.youtube.com/watch?v=ArOzn2dtDdA
1.20pm	Creative activity – Sketching with Rob https://www.youtube.com/watch?v=qPKDfxNo9XQ&t=65	Creative activity – Sketching with Rob https://www.youtube.com/watch?v=R1--stS1Aig	Creative activity – Sketch your character from your story.	Creative activity –Sketch your box and sketch what is inside!	Creative activity –Draw a storyboard to your completed story.
2.45pm	Reading slot	Reading slot	Reading slot	Reading slot	Reading slot
3.15pm	Class reader / Bug Club	Class reader / Bug Club	Class reader / Bug Club	Class reader / Bug Club	Class reader / Bug Club

Your year group teachers will be available to reply to emails between 9am and 3pm Monday – Friday. During this time, they will be working on other school priorities as well, so you may not get an emailed reply straight away.

Mrs Trapani luisa.trapani@rydersgreen.sandwell.sch.uk
Miss kaur sanjeet.kaur@rydersgreen.sandwell.sch.uk
Miss Ebanks kelly.ebanks@rydersgreen.sandwell.sch.uk

Mrs Robinson lisa.robinson@rydersgreen.sandwell.sch.uk
Mrs leech gwen.leech@rydersgreen.sandwell.sch.uk