











Year 2 weekly timetable – Week 6: Monday 11th May 2020

Time	Monday	Tuesday	Wednesday	Thursday	Friday
Before 9am	Morning routine Get ready for your day!	Morning routine Get ready for your day!	Morning routine Get ready for your day!	Morning routine Get ready for your day!	Morning routine Get ready for your day!
9am	Joe Wicks workout https://www.youtube.com/watch?v=nMpSKmcdXBI	Joe Wicks workout https://www.youtube.com/watch?v=d3LPrlh0v-w&t=4s	Joe Wicks workout https://www.youtube.com/watch?v=3jPs9Zz8Nf4	Joe Wicks workout https://www.youtube.com/watch?v=MNFdY4cZtWY	Go noodle https://www.youtube.com/watch?v=6Lm4rSMDOR8
9.20am	<p>Maths</p> <p>This week we will be using “classroom secrets” for our maths lessons. Simply follow the link, you will need to sign up with your/your grownups email address. https://kids.classroomsecrets.co.uk/category/year-2/video-tutorials-year-2-maths/Begin:</p>  <p>Add 2 Digit and 1 Digit Numbers Video Tutorial</p> <p>Watch Katie in Add 2 Digit and 1 Digit Numbers Video Tutorial as she shows you how to add a 1-digit number to a 2-digit number. Katie uses a number line, counters and Base 10 to help. Why not try rolling a dice to generate some numbers to add together?</p> <p>PLAY</p>	<p>TT Rockstars</p> <p>Use your login details.</p>  <p>Maths:</p> <p>https://kids.classroomsecrets.co.uk/category/year-2/video-tutorials-year-2-maths/</p>  <p>Fact Families Video Tutorial</p> <p>Watch Katie in this Fact Families Video Tutorial show you how to find a fact family for numbers in a calculation. Katie shows you how to use a part-whole model to help. How many fact families can you find for numbers up to 20?</p> <p>PLAY</p>	<p>Maths</p> <p>Practise forming your numbers. 0-9</p> <p>Maths:</p> <p>https://kids.classroomsecrets.co.uk/category/year-2/video-tutorials-year-2-maths/</p>  <p>Compare Number Sentences Video Tutorial</p> <p>In this Compare Number Sentences Video Tutorial, Katie shows you how to use counters and drawing dots to help you use the greater than, less than and equal to symbols to compare number sentences.</p> <p>PLAY</p>	<p>TT Rockstars</p> <p>Use your login details.</p>  <p>Maths:</p> <p>https://kids.classroomsecrets.co.uk/category/year-2/video-tutorials-year-2-maths/</p>  <p>Counting in 3s Video Tutorial</p> <p>In this Counting in 3s Video Tutorial, Katie shows you how to count in 3s and use a number line to help you. What other ways can you find to count in 3s?</p> <p>PLAY</p>	<p>Maths</p> <p>Practise forming your numbers. 0-9</p> <p>1 page of your Maths booklet</p> <p>Maths</p> <p>https://kids.classroomsecrets.co.uk/category/year-2/video-tutorials-year-2-maths/</p>  <p>Count in 10s Video Tutorial</p> <p>In this Count in 10s Video Tutorial, Katie shows you how to count in 10s with drawings, objects and a number line to help you. What other ways can you find to count in 10s?</p> <p>PLAY</p>
10am	Break – get some fresh air	Break – get some fresh air	Break – get some fresh air	Break – get some fresh air	Break – get some fresh air
10.20am	<p>Bug Club</p> 	<p>Spelling Shed- Play some of our games.</p> <p>https://www.spellingshed.com/en-gb</p>	<p>Bug Club</p> 	<p>Spelling Shed- Play some of our games.</p> <p>https://www.spellingshed.com/en-gb</p>	<p>Bug Club</p> 
10.50am	<p>English</p> <p>Practise your letter formation <i>l</i></p> <p>1 page of your English booklet Our learning begins on page 4. Read the story on pages 4-5. Answer the questions with a grown up on page 6. https://www.talk4writing.co.uk/wp-content/uploads/2020/04/Y2-Emma-Elves.pdf</p>	<p>English</p> <p>Practise your letter formation <i>l</i></p> <p>1 page of your Reading booklet Read pages 4-5 again. Can you answer Pepper’s questions on pages 7-8? https://www.talk4writing.co.uk/wp-content/uploads/2020/04/Y2-Emma-Elves.pdf</p> <p>Remember you should be using your neatest handwriting.</p>	<p>English</p> <p>Practise your letter formation <i>m</i></p> <p>1 page of your Reading booklet. Play Jas’s game on page 9. https://www.talk4writing.co.uk/wp-content/uploads/2020/04/Y2-Emma-Elves.pdf</p> <p>Use some of these words and write your own sentences with them.</p>	<p>English</p> <p>Practise your letter formation <i>n</i></p> <p>1 page of your Reading booklet Complete page 10. https://www.talk4writing.co.uk/wp-content/uploads/2020/04/Y2-Emma-Elves.pdf</p> <p>From this activity, can you look around you and think of your own verbs, adjectives and nouns?</p>	<p>English</p> <p>Practise your letter formation <i>o</i></p> <p>1 page of your English booklet Look at page 11. https://www.talk4writing.co.uk/wp-content/uploads/2020/04/Y2-Emma-Elves.pdf</p> <p>Design some new clothes for the elves!</p>

11.30a m	Lunch	Lunch	Lunch	Lunch	Lunch
12.30p m	Read your school book or a book of your choice. https://www.oxfordowl.co.uk/for-home/reading/	Read your school book or a book of your choice. https://www.oxfordowl.co.uk/for-home/reading/	Read your school book or a book of your choice. https://www.oxfordowl.co.uk/for-home/reading/	Read your school book or a book of your choice. https://www.oxfordowl.co.uk/for-home/reading/	Read your school book or a book of your choice. https://www.oxfordowl.co.uk/for-home/reading/
12.50p m	Cosmic Yoga- Refresh your senses https://www.youtube.com/watch?v=qRoN8xdsVX0	Cosmic Yoga- Mike and Muttnik on the Moon https://www.youtube.com/watch?v=v9W8iV4AJYQ	Cosmic Yoga- Friendly Wishes https://www.youtube.com/watch?v=HtYIQiXyrsE	Cosmic Yoga- Sleeping Dragon https://www.youtube.com/watch?v=ELOads7rbxE	Cosmic Yoga- Fernando the Silver Fox https://www.youtube.com/watch?v=XU1y7pX7dNo
1.20pm	History Week- History of Olympics Look at this: file:///dc01srv/USER%20DATA\$/STAFF/sanjeet.kaur/Downloads/KS1%20History%20of%20Olympics%20powerpoint.ppt.pdf Research task – Look up the history of the Olympics. Where did the Olympics come from? How and when did they start? Who were some of the first Olympic Champions? Where were the games held? What did the stadiums look like? How are they different from our Stadiums today? Display your work and findings as a mind map or poster	History Week- History of Olympics Big question: ‘How different are the Olympic Games from History in comparison to the Olympic Games today?’ Make a list of similarities and differences between historical Olympic traditions and today’s Olympic traditions What have we kept from history? What have we added? Why have things changed?	History Week- History of Olympics Re-create your own Olympic games – you can do this with your siblings in the garden You could set up running races, throwing a ball as a shot put, finding a stick and using it as a javelin throw. Get creative! You could even make your own rewards or medals for the activities	History Week- History of Olympics Choose someone famous from the Olympics that have competed in previous Olympic games and create a fact file on them including pictures, fun facts and a bit about their lives. Reflection – Why did you choose this athlete?	History Week- History of Olympics Design your own or sketch an Olympic Stadium. If you want to get really creative you could create your own Olympic stadium model. Send a picture of you can to your class teacher 
2.45pm 3.15pm	Reading slot Class reader / Bug Club	Reading slot Class reader / Bug Club	Reading slot Class reader / Bug Club	Reading slot Class reader / Bug Club	Reading slot Class reader / Bug Club

Your year group teachers will be available to reply to emails between 9am and 3pm Monday – Friday. During this time, they will be working on other school priorities as well, so you may not get an emailed reply straight away.

Mrs Trapani luisa.trapani@rydersgreen.sandwell.sch.uk
Miss kaur sanjeet.kaur@rydersgreen.sandwell.sch.uk
Miss Ebanks kelly.ebanks@rydersgreen.sandwell.sch.uk

Mrs Robinson lisa.robinson@rydersgreen.sandwell.sch.uk
Mrs leech gwen.leech@rydersgreen.sandwell.sch.uk

