











Year 2 weekly timetable : Monday 18th May 2020- Week 9

Time	Monday	Tuesday	Wednesday	Thursday	Friday
Before 9am	Morning routine Get ready for your day!	Morning routine Get ready for your day!	Morning routine Get ready for your day!	Morning routine Get ready for your day!	Morning routine Get ready for your day!
9am	Go noodle https://www.youtube.com/watch?v=3WnI4UNgSaY	Joe Wicks workout https://www.youtube.com/watch?v=d3LPrhI0v-w	Go noodle https://www.youtube.com/watch?v=fpD9kRyBn8o	Joe Wicks workout https://www.youtube.com/watch?v=EXT2jLRlaf8	Go noodle https://www.youtube.com/watch?v=HI5dRW4E9hc
9.20am	<p>Maths</p> <p>This week we will be using “classroom secrets” for our maths lessons. Simply follow the link, you will need to sign up with your/your grownups email address. https://kids.classroomsecrets.co.uk/category/year-2/video-tutorials-year-2-maths/page/2/Begin</p> <p>Count in 5s Video Tutorial</p>  <p>In this Count in 5s Video Tutorial, Katie shows you how to count in 5s with drawings and a number line to help you. What other ways can you find to count in 5s?</p> <p>PLAY</p>	<p>TT Rockstars</p> <p>Use your login details.</p>  <p>Maths:</p> <p>https://kids.classroomsecrets.co.uk/category/year-2/video-tutorials-year-2-maths/page/2</p> <p>Select Money Video Tutorial</p>  <p>In Select Money Video Tutorial, Katie shows you how to select the correct money for a given amount. Put your knowledge to the test and see if there more than one way to create the same amount of money!</p> <p>PLAY</p>	<p>Maths</p> <p>Practise forming your numbers. 0-9 https://kids.classroomsecrets.co.uk/category/year-2/video-tutorials-year-2-maths/page/2</p> <p>Count Money Notes and Coins Video Tutorial</p>  <p>Watch Katie show you how to find total amounts of money in this Count Money Notes and Coins video. Afterwards, why not pretend you are a king or queen in your counting house and practise?</p> <p>PLAY</p>	<p>TT Rockstars</p> <p>Use your login details.</p>  <p>Maths:</p> <p>https://kids.classroomsecrets.co.uk/category/year-2/video-tutorials-year-2-maths/page/2</p> <p>Two-Step Problems Video Tutorial</p>  <p>In this Two-Step Problems Video Tutorial, Katie shows you how to solve two-step problems involving money. Can you solve the problems?</p> <p>PLAY</p>	<p>Maths</p> <p>Practise forming your numbers. 0-9</p> <p>1 page of your Maths booklet</p> <p>Maths</p> <p>https://kids.classroomsecrets.co.uk/category/year-2/video-tutorials-year-2-maths/page/3/</p> <p>Compare Money Video Tutorial</p>  <p>In this Compare Money Video Tutorial, Katie shows you how to compare two different amounts of money. How many different combinations can you compare?</p> <p>PLAY</p>
10am	Break – get some fresh air	Break – get some fresh air	Break – get some fresh air	Break – get some fresh air	Break – get some fresh air
10.20am	Bug Club 	Spelling Shed- Play some of our games. https://www.spellingshed.com/en-gb	Bug Club 	Spelling Shed- Play some of our games. https://www.spellingshed.com/en-gb	Bug Club 
10.50am	English Practise your letter formation p	English Practise your letter formation q 1 page of your Reading booklet	English Practise your letter formation r	English Practise your letter formation s 1 page of your Reading booklet	English Practise your letter formation t Page 14

	<p>Continuing our learning from last week.</p> <p>https://www.talk4writing.co.uk/wp-content/uploads/2020/04/Y2-Emma-Elves.pdf</p> <p>Page 12-13</p> <p>Your postcard should be written in your neatest handwriting.</p>	<p>https://www.talk4writing.co.uk/wp-content/uploads/2020/04/Y2-Emma-Elves.pdf</p> <p>Page 14</p> <p>Plan your story using the story mountain or any other way you prefer. Make sure you are completing the tasks set in the yellow boxes.</p>	<p>https://www.talk4writing.co.uk/wp-content/uploads/2020/04/Y2-Emma-Elves.pdf</p> <p>Page 14,</p> <p>Using your plan from yesterday, in your neatest writing, write the beginning of your story.</p> <div style="border: 1px solid black; padding: 5px; margin: 10px 0;"> <p>1. Beginning</p> <p>How does your story start?</p> <p>Introduce your characters and say why they need help.</p> </div> <p>Once you have finished, check it makes sense and edit to use a higher level synonym or maybe there is somewhere you could use an expanded noun phrase!</p>	<p>Rewrite the story Pandora's box. Remember to include all of your important changes.</p> <p>https://www.talk4writing.co.uk/wp-content/uploads/2020/04/Y2-Unit.pdf</p> <div style="border: 1px solid black; padding: 5px; margin: 10px 0;"> <p>2. Middle</p> <p>Introduce the elves and say how they help the people</p> </div> <p>Page 14. Write the middle of your story today. Make sure the vocabulary you are using is impressive!</p> <p>Can you begin a sentence with 'when, if or that?'</p>	<p>Write your end</p> <div style="border: 1px solid black; padding: 5px; margin: 10px 0;"> <p>3. End</p> <p>How does your story end?</p> <p>Happy or sad? Say what happens to the people or the elves or both.</p> </div> <p>Once you have finished. Reread and check it makes sense. Have you used impressive vocabulary? Could you use a question somewhere? Are your adjectives fantastic? Is your punctuation correct?</p> <p>Share your stories with someone, feel free to show one of your teachers!</p> <p>Link to a Thesaurus for synonyms</p> <p>https://www.collinsdictionary.com/dictionary/english-thesaurus</p>
11.30a m	Lunch	Lunch	Lunch	Lunch	Lunch
12.30p m	<p>Read your school book or a book of your choice.</p> <p>https://www.oxfordowl.co.uk/for-home/reading/</p>	<p>Read your school book or a book of your choice.</p> <p>https://www.oxfordowl.co.uk/for-home/reading/</p>	<p>Read your school book or a book of your choice.</p> <p>https://www.oxfordowl.co.uk/for-home/reading/</p>	<p>Read your school book or a book of your choice.</p> <p>https://www.oxfordowl.co.uk/for-home/reading/</p>	<p>Read your school book or a book of your choice.</p> <p>https://www.oxfordowl.co.uk/for-home/reading/</p>
12.50p m	<p>Cosmic Yoga- Trolls</p> <p>https://www.youtube.com/watch?v=U9Q6FKF12Qs</p>	<p>Cosmic Yoga- Trex</p> <p>https://www.youtube.com/watch?v=rnlDBKD2S78</p>	<p>PE</p> <p>https://www.youtube.com/watch?v=OBdmt0IEFI4</p>	<p>https://www.youtube.com/watch?v=edXEJ4RHx10</p>	<p>Cosmic Yoga- Pedro at the Funfair</p> <p>https://www.youtube.com/watch?v=Rzw-Oir8UPw</p>
1.20pm	<p>Creative activity – Sketching with Rob</p> <p>https://www.youtube.com/watch?v=YWc5JVDGKAA</p>	<p>Creative activity – Sketching with Rob</p> <p>https://www.youtube.com/watch?v=YWc5JVDGKAA</p>	<p>Creative activity – Sketch a racing car</p> <p>https://www.youtube.com/watch?v=m-KABXLlzcE</p>	<p>Creative activity- draw a comic strip for your story</p>	<p>Creative activity –Draw a front cover for your story, that would make people want to read it!</p>
2. 45pm	Reading slot	Reading slot	Reading slot	Reading slot	Reading slot
3.15pm	Class reader / Bug Club	Class reader / Bug Club	Class reader / Bug Club	Class reader / Bug Club	Class reader / Bug Club

Your year group teachers will be available to reply to emails between 9am and 3pm Monday – Friday. During this time, they will be working on other school priorities as well, so you may not get an emailed reply straight away.

Mrs Trapani luisa.trapani@rydersgreen.sandwell.sch.uk
Miss kaur sanjeet.kaur@rydersgreen.sandwell.sch.uk
Miss Ebanks kelly.ebanks@rydersgreen.sandwell.sch.uk

Mrs Robinson lisa.robinson@rydersgreen.sandwell.sch.uk
Mrs leech gwen.leech@rydersgreen.sandwell.sch.uk