




Art and Design

The Seaside

Drawing Fish in Pen







Aim

- I can draw details carefully.
- I can use my sketchbook.

Success Criteria

- I can draw details such as eyes, tail and scales.
 - I can produce a drawing that shows I have looked many times at the fish.
 - I can look back at my drawings and discuss my ideas.
 - I can record a drawing in my sketchbook.
- 


Our Friend the Sea




Click the play button
to watch the film.

As you watch the
film, jot down words
that spring to mind
on your whiteboard.





**What a
good
fish
drawing
in pen
looks
like...**




**What a
good
fish
drawing
in pen
looks
like...**

An Alternative Drawing Idea



What a
good
prawn
drawing
in pen
looks
like...

5-5-1



Step 1

Step 2

Step 3

Step 4





Aim



- I can draw details carefully.
- I can use my sketchbook.

Success Criteria

- I can draw details such as eyes, tail and scales.
 - I can produce a drawing that shows I have looked many times at the fish.
 - I can look back at my drawings and discuss my ideas.
 - I can record a drawing in my sketchbook.
- 