



Science

Animals Including Humans

Senses



Aim

- I know which parts of my body I use to see, hear, taste, smell and feel.

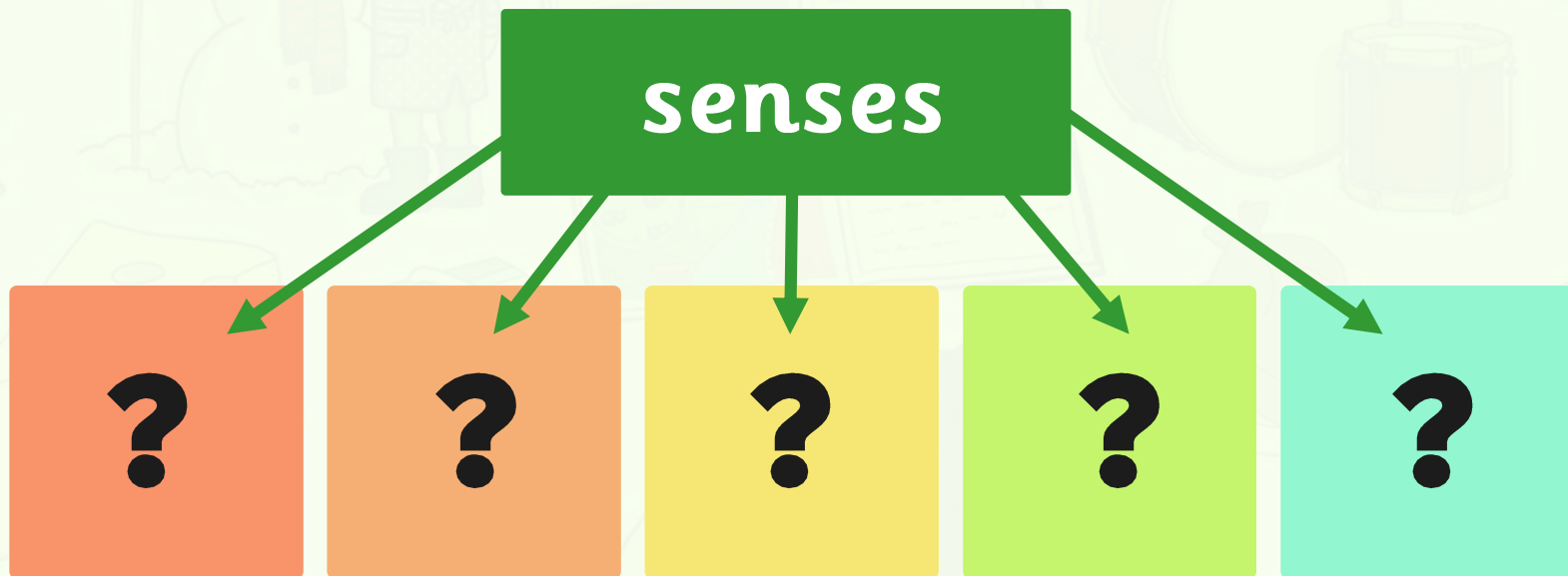
Success Criteria

- I can name the senses.
- I know what my senses do.
- I know which body parts I use for each sense.
- I can name things I do with each of my senses.

The Five Senses



Senses are the things that happen in our body to tell us about the world around us. We have 5 senses. Who can tell me what they are?




The Five Senses



What are these children doing?

senses



The Five Senses



What is this girl doing?

Show me which part of her eyes she is using.

We call this sense of sight.



The Five Senses



What kind of things do you **look** at?

What do you **see**?

On your whiteboard, draw something that you **look** at.



The Five Senses



What is this girl doing?

Show me which part of her nose she is using.

We call this sense of **smell**.



The Five Senses



What kind of things do you **smell**?

On your whiteboard, draw something that you **smell**.




The Five Senses



What is this **tasting**?

Show me which part of his **tongue** he is using.

We call this sense **taste**.




The Five Senses



What kind of things do you **taste**?

On your whiteboard, draw something that you **taste**.



The Five Senses



What is this **hearing**?

Show me what **parts of her body** she is using.

We call this sense **sound**.



The Five Senses



What kind of things do you **hear**?

On your whiteboard, draw something that you **listen** to.




The Five Senses



What is this **feeling**?

Show me which part of his **fingers** he is using.

We call this sense **touch**.



The Five Senses



What kind of things do you **feel**?

On your whiteboard, draw something that you **touch**.



Which Sense?



Look at your Sense
Picture Card.

Which sense does it use?

Can you see the body
part that it goes with
somewhere in the room?

Go to it.....now!

Senses Activity

A worksheet for a senses activity. The page features a light green background with faint, stylized illustrations of various items related to the senses: a woman's face, speakers, a painting, a plant, a bottle, an ice cream cone, a fish, a cow, a girl, and a rainbow. The central focus is a white rounded rectangle containing six large, empty, light green boxes. These boxes are arranged in two rows of three. The boxes in each row are connected to each other by thin horizontal lines, and the two rows are connected to each other by a vertical line on the right side.

Using Different Senses



We are able to use all 5 senses at the same time!

There are lots of things we do that use more than one sense.

Which senses do we use for these activities?



Using Different Senses



In your pairs, think of something else that you do that uses more than one of your senses.



Aim



- I know which parts of my body I use to see, hear, taste, smell and feel.

Success Criteria

- I can name the senses.
- I know what my senses do.
- I know which body parts I use for each sense.
- I can name things I do with each of my senses.

