











Year 2 Weekly Timetable: Monday 8th June 2020- Week 12

| Time | Monday | Tuesday | Wednesday | Thursday | Friday |
|------------|---|--|---|--|---|
| Before 9am | Morning routine Get ready for your day! | Morning routine Get ready for your day! | Morning routine Get ready for your day! | Morning routine Get ready for your day! | Morning routine Get ready for your day! |
| 9am | PE with Joe Wicks https://www.youtube.com/watch?v=Ext2jLRlaf8&t=15s | Joe Wicks workout https://www.youtube.com/watch?v=mhHY8mOQ5eo | PE with Joe Wicks https://www.youtube.com/watch?v=hvJXQT4gowg | Joe Wicks workout https://www.youtube.com/watch?v=d3LPrh10v-w&t=22s | Joe Wicks workout https://www.youtube.com/watch?v=KrmYjcQzSsQ |
| 9.20am | <p>Maths</p> <p>This week we will be using “classroom secrets” for our maths lessons. Simply follow the link, you will need to sign up with your/your grownups email address.</p> <p>https://kids.classroomsecrets.co.uk/category/year-2/year-2-maths/video-tutorials-year-2-maths/</p> <p>Non-Unit Fractions Video Tutorial</p>  <p>Katie talks about halves, quarters and thirds in this Non-Unit Fractions Video Tutorial. Can you answer all the questions correctly?</p> <p>PLAY</p> | <p>TT Rockstars</p> <p>Use your login details.</p>  <p>Maths:</p> <p>https://kids.classroomsecrets.co.uk/category/year-2/year-2-maths/video-tutorials-year-2-maths/</p> <p>Unit Fractions Video Tutorial</p>  <p>Katie talks about halves, quarters and thirds in this Unit Fractions Video Tutorial. Can you answer all the questions correctly?</p> <p>PLAY</p> | <p>Maths</p> <p>Practise forming your numbers. 0-9</p> <p>https://kids.classroomsecrets.co.uk/category/year-2/year-2-maths/video-tutorials-year-2-maths/page/4/</p>  <p>In this Adding 2-Digit Numbers with Exchanging Video Tutorial, Katie shows you how to add two numbers together and what to do when the ones cross over into the tens. At the end of the video, have a go at drawing your own place value chart and practice adding two 2-digit numbers together!</p> <p>PLAY</p> | <p>TT Rockstars</p> <p>Use your login details.</p>  <p>Maths:</p> <p>https://kids.classroomsecrets.co.uk/category/year-2/year-2-maths/video-tutorials-year-2-maths/page/4/</p> <p>Subtraction with Column Method Video Tutorial</p>  <p>Katie shows you how to subtract in this Subtraction with Column Method Video Tutorial. What pictures will you draw to help you subtract?</p> <p>PLAY</p> | <p>Maths</p> <p>Practise forming your numbers. 0-9</p> <p>1 page of your Maths booklet</p> <p>Maths</p> <p>https://kids.classroomsecrets.co.uk/category/year-2/year-2-maths/video-tutorials-year-2-maths/page/4/</p> <p>Tens and Ones on Place Value Charts Video Tutorial</p>  <p>Practice partitioning with Katie in this Place Value Charts Video Tutorial. Can you partition numbers into tens and ones? Can you write a matching calculation?</p> <p>PLAY</p> |
| 10am | Break – get some fresh air | Break – get some fresh air | Break – get some fresh air | Break – get some fresh air | Break – get some fresh air |
| 10.20am | Bug Club  | Spelling Shed- Play some of our games. https://www.spellingshed.com/en-gb | Bug Club  | Spelling Shed- Play some of our games. https://www.spellingshed.com/en-gb | Bug Club  |
| 10.50am | English Practise your letter formation <i>e</i> https://www.talk4writing.co.uk/wp-content/uploads/2020/05/Y2-Rainbows.pdf Look at page 14. Complete the fun word challenges! | English Practise your letter formation <i>f</i> https://www.talk4writing.co.uk/wp-content/uploads/2020/05/Y2-Rainbows.pdf Read pages 15-16 | English Practise your letter formation <i>g</i> https://www.talk4writing.co.uk/wp-content/uploads/2020/05/Y2-Rainbows.pdf Read page 15-16 again. | English Practise your letter formation <i>h</i> https://www.talk4writing.co.uk/wp-content/uploads/2020/05/Y2-Rainbows.pdf | English Practise your letter formation <i>i</i> https://www.talk4writing.co.uk/wp-content/uploads/2020/05/Y2-Rainbows.pdf Look at page 20. Make your own rainbow! |

| | | | | | |
|-----------------|---|--|--|---|--|
| | | Complete the talk challenges on page 17. | This time, complete the vocabulary challenges on page 18. | Read page 19. Check these definitions are correct. You can do this! | Please feel free to email us your rainbows. We would love to see them! |
| 11.30a m | Lunch | Lunch | Lunch | Lunch | Lunch |
| 12.30p m | Read your school book or a book of your choice. https://www.oxfordowl.co.uk/for-home/reading/ | Read your school book or a book of your choice. https://www.oxfordowl.co.uk/for-home/reading/ | Read your school book or a book of your choice. https://www.oxfordowl.co.uk/for-home/reading/ | Read your school book or a book of your choice. https://www.oxfordowl.co.uk/for-home/reading/ | Read your school book or a book of your choice. https://www.oxfordowl.co.uk/for-home/reading/ |
| 12.50p m | Kidz Bop Kidz- Can't stop the feeling https://www.youtube.com/watch?v=Ojblhvzvjsk | Sketch with Rob- Football Panda https://www.youtube.com/watch?v=CIKY8lzM1Is | Cosmic Yoga- Morning yoga (You could do this again on Saturday!) https://www.youtube.com/watch?v=inyw6mM4xTU | Sketch with Rob- Teddy https://www.youtube.com/watch?v=pjFYTq6e6BE | Cosmic Yoga- Disco https://www.youtube.com/watch?v=23VdtT0vQUY |
| 1.20pm | Science activity – Body Science https://pstt.org.uk/application/files/1515/9117/2388/Science Fun at Home 11 Body Science.pdf | Science activity - Scavenger https://pstt.org.uk/application/files/6815/9056/8599/Science Fun at Home 10 Scavenger.pdf | Science activity – Salty Science https://pstt.org.uk/application/files/9615/8996/3922/Science Fun at Home 9 Salt.pdf | Science activity – Watery Science https://pstt.org.uk/application/files/3415/8980/3104/Science Fun at Home 8 Water.pdf | Science activity – Musical Science https://pstt.org.uk/application/files/3215/8980/3063/Science Fun at Home 7 Musical science.pdf |
| 2. 45pm | Reading slot | Reading slot | Reading slot | Reading slot | Reading slot |
| 3.15pm | Class reader / Bug Club | Class reader / Bug Club | Class reader / Bug Club | Class reader / Bug Club | Class reader / Bug Club |

Your year group teachers will be available to reply to emails between 9am and 3pm Monday – Friday. During this time, they will be working on other school priorities as well, so you may not get an emailed reply straight away.

Mrs Trapani luisa.trapani@rydersgreen.sandwell.sch.uk
Miss kaur sanjeet.kaur@rydersgreen.sandwell.sch.uk
Miss Ebanks kelly.ebanks@rydersgreen.sandwell.sch.uk

Mrs Robinson lisa.robinson@rydersgreen.sandwell.sch.uk
Mrs leech gwen.leech@ydersgreen.sandwell.sch.uk