






Year 3 weekly timetable – Monday 13<sup>th</sup> July 2020

Time	Monday	Tuesday	Wednesday	Thursday	Friday
Before 9am	<b>Morning routine</b>	<b>Morning routine</b>	<b>Morning routine</b>	<b>Morning routine</b>	<b>Morning routine</b>
9am	<b>Joe Wicks P.E lesson</b> <a href="https://www.youtube.com/channel/UCAxW1XT0iEJo0TYIRfn6rYQ">https://www.youtube.com/channel/UCAxW1XT0iEJo0TYIRfn6rYQ</a>	<b>Joe Wicks P.E lesson</b> <a href="https://www.youtube.com/channel/UCAxW1XT0iEJo0TYIRfn6rYQ">https://www.youtube.com/channel/UCAxW1XT0iEJo0TYIRfn6rYQ</a>	<b>Joe Wicks P.E lesson</b> <a href="https://www.youtube.com/channel/UCAxW1XT0iEJo0TYIRfn6rYQ">https://www.youtube.com/channel/UCAxW1XT0iEJo0TYIRfn6rYQ</a>	<b>Joe Wicks P.E lesson</b> <a href="https://www.youtube.com/channel/UCAxW1XT0iEJo0TYIRfn6rYQ">https://www.youtube.com/channel/UCAxW1XT0iEJo0TYIRfn6rYQ</a>	<b>Joe Wicks P.E lesson</b> <a href="https://www.youtube.com/channel/UCAxW1XT0iEJo0TYIRfn6rYQ">https://www.youtube.com/channel/UCAxW1XT0iEJo0TYIRfn6rYQ</a>
9.30am	<b>Maths –</b> To describe the part whole relationship. <a href="https://classroom.thenational.academy/lessons/to-describe-the-part-whole-relationship">https://classroom.thenational.academy/lessons/to-describe-the-part-whole-relationship</a>	<b>Maths –</b> To recognise parts that are equal and parts that are unequal. <a href="https://classroom.thenational.academy/lessons/to-recognise-parts-that-are-equal-and-parts-that-are-unequal">https://classroom.thenational.academy/lessons/to-recognise-parts-that-are-equal-and-parts-that-are-unequal</a>	<b>Maths –</b> To recognise identify and describe unit fractions. <a href="https://classroom.thenational.academy/lessons/to-recognise-identify-and-describe-unit-fractions">https://classroom.thenational.academy/lessons/to-recognise-identify-and-describe-unit-fractions</a>	<b>Maths –</b> To find unit fractions of a given quantity. <a href="https://classroom.thenational.academy/lessons/to-find-unit-fractions-of-a-given-quantity">https://classroom.thenational.academy/lessons/to-find-unit-fractions-of-a-given-quantity</a>	<b>Maths –</b> To describe unit and non-unit fractions. <a href="https://classroom.thenational.academy/lessons/to-describe-unit-and-non-unit-fractions">https://classroom.thenational.academy/lessons/to-describe-unit-and-non-unit-fractions</a>
10:20am	<b>Break – get some fresh air</b>	<b>Break – get some fresh air</b>	<b>Break – get some fresh air</b>	<b>Break – get some fresh air</b>	<b>Break – get some fresh air</b>
10.35am	Bug Club	Bug Club	Bug Club	Bug Club	Bug Club
10.50am	<b>English –</b> Reading comprehension. <a href="https://classroom.thenational.academy/lessons/reading-comprehension">https://classroom.thenational.academy/lessons/reading-comprehension</a>	<b>English –</b> Reading comprehension- part 2. <a href="https://classroom.thenational.academy/lessons/reading-comprehension-5f6674">https://classroom.thenational.academy/lessons/reading-comprehension-5f6674</a>	<b>English –</b> Reading the example and identify the key features. <a href="https://classroom.thenational.academy/lessons/read-the-example-and-identify-the-key-features">https://classroom.thenational.academy/lessons/read-the-example-and-identify-the-key-features</a>	<b>English –</b> Key features: SPaG focus. <a href="https://classroom.thenational.academy/lessons/key-feature-spag-focus">https://classroom.thenational.academy/lessons/key-feature-spag-focus</a>	<b>English –</b> To use key features in order to write own composition. <a href="https://classroom.thenational.academy/lessons/to-use-key-features-in-order-to-write-own-composition-2042b6">https://classroom.thenational.academy/lessons/to-use-key-features-in-order-to-write-own-composition-2042b6</a>
12.00pm	<b>Lunch</b>	<b>Lunch</b>	<b>Lunch</b>	<b>Lunch</b>	<b>Lunch</b>
1.00pm	TT RockStars	Spelling Shed	TT RockStars	Spelling Shed	TT RockStars
1:15pm	<b>Mindfulness activity-</b> 5 things you can see. 4 things you can touch. 3 things you can hear. 2 things you can smell. 1 thing you can taste.	<b>Debate-</b> Should we have robots? Explain why.	<b>Mindfulness activity-</b> What does mindfulness mean to you? List the different types of ways you are mindful.	<b>Debate-</b> Animal testing should be banned. Explain why.	<b>Mindfulness activity-</b> Write a poem about why you are proud of yourself.
1.35pm	<b>Wellbeing activity-</b> Dance away... Play your favourite songs and dance. Take some time out and put on your dancing shoes!!	<b>Wellbeing activity-</b> Play a sport with your family. Get everyone involved.	<b>Wellbeing activity-</b> Begin to learn to play a new instrument. Find out new information you do not know about that piece of instrument.	<b>Wellbeing activity-</b> Have a family quiz. Take turns setting the questions. Work in your teams and ask and answer questions about countries, food, music etc.	<b>Wellbeing activity-</b> Carry research out about learning some facts about a new culture. A culture you don't have much knowledge about.

2.00pm	<p><b>Art/DT activity-</b> Choose your favourite book and draw your favourite character. How will you add colour? You could use paint, pencils, pens, collage, it is up to you!</p> 	<p><b>Art/DT activity-</b> Go outside and draw something you can see. You might want to draw a scene, you might want to find something small and draw it larger so you can use a range of tones.</p> 	<p><b>Art/DT activity-</b> Research Roman patterns and mosaics and create a page of facts and examples.</p> 	<p><b>Art/DT activity-</b> Draw your favourite place in the UK and use colour to make it stand out.</p> 	<p><b>Art/DT activity-</b> Find out more about Stephanie Peters and create a piece of her work. <a href="https://www.stephartist.com/">https://www.stephartist.com/</a></p> 
3.15pm	<p><b>End of school day – don't forget that you should still read your home reader to your parents/ carers</b></p>	<p>End of school day – don't forget that you should still read your home reader to your parents/ carers</p>	<p>End of school day – don't forget that you should still read your home reader to your parents/ carers</p>	<p>End of school day – don't forget that you should still read your home reader to your parents/ carers</p>	<p>End of school day – don't forget that you should still read your home reader to your parents/ carers</p>

Your year group teachers will be available to reply to emails but as it is the Easter holidays, these responses might not be as quick as usual.

Miss Houldey [jordan.houldey@rydersgreen.sandwell.sch.uk](mailto:jordan.houldey@rydersgreen.sandwell.sch.uk)  
Miss Fiaz [samia.fiaz@rydersgreen.sandwell.sch.uk](mailto:samia.fiaz@rydersgreen.sandwell.sch.uk)

Miss Kaur [pam.kaur@rydersgreen.sandwell.sch.uk](mailto:pam.kaur@rydersgreen.sandwell.sch.uk)  
Miss Ellis [debbie.ellis@rydersgreen.sandwell.sch.uk](mailto:debbie.ellis@rydersgreen.sandwell.sch.uk)  
Mrs Stott [pat.stott@rydersgreen.sandwell.sch.uk](mailto:pat.stott@rydersgreen.sandwell.sch.uk)