


Ryders Green Primary School

Year 2—Curriculum Overview



At home:

- Your child should aim to read for 5-10 minutes every day. You will need to sign their reading record.
- PE is every **Monday**. Children need a white top, black leggings/shorts and appropriate footwear.
- There is no swimming this term.
- Children will use Bug Club, TTRockstars, Century Tech and Spelling Shed to extend and deepen their learning. They have spellings to learn and are tested on Fridays.

Positive interdependence

Equal participation

Individual accountability

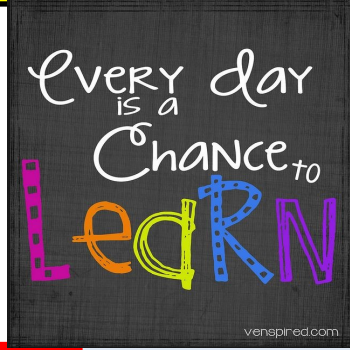
Simultaneous interaction

Making the most of eve-

Key dates:
 Term starts on Monday 13th April

- 22.04.26 Year 2 Parent workshop
- 04.05.26 School closed for bank holiday
- 07.05.26 School closed for polling day
- 21.05.26 Attendance day
- 22.05.26 Last day of term

Summer 1



In English we will:

To write a story using

- Onomatopoeias
- Rhetorical questions
- Similes

Write a persuasive letter using:

- alliteration
- feelings and strong adjectives
- time adverbials

In Reading our focus is..

In RSHE we will:

Learn about citizenship. We will think about our school environment and the wider environment.

In R.E we will:

- Asking big questions
- Exploring ideas around big questions and how we would respond

In P.E we will:

- Work on our Athletics skills

In Maths we will:

- Explore fractions
- Begin to study time
- Continue our work on the four rules: addition, subtraction, multiplication and division

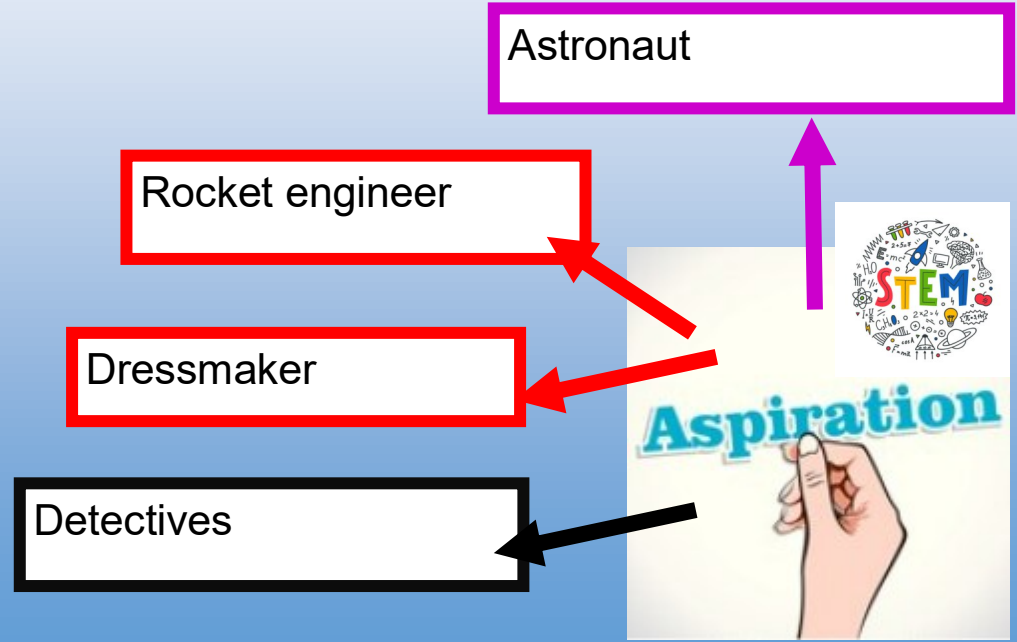
In Music we will:

- Play untuned instruments musically and sing.

In Computing we will:

- Collect and manipulate data and information about the insects and bugs
- Learn about the work of zoologists

Where could my learning lead me?



In Geography, we will:

- Learn about the weather.
- Learn about the seasons.
- Talk about the capital cities in the UK and the weather there.

In Science we will:

- learn about weather and climate
- measure e.g. rainfall or wind strength

In DT we will:

- Learn how to sew
- Design and make hand puppets

